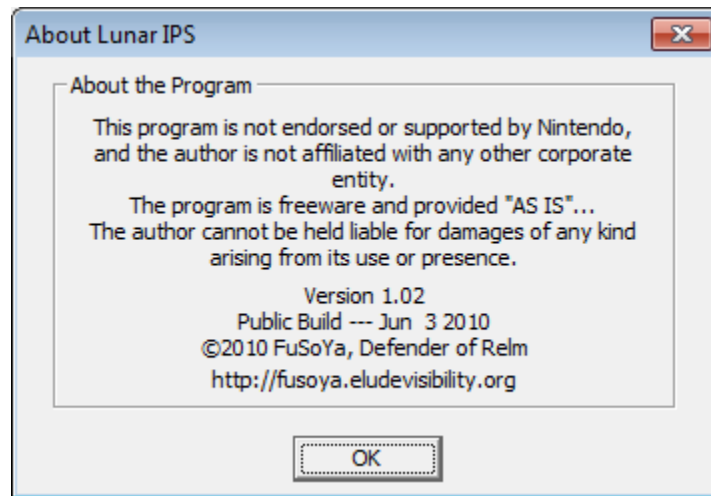


## Using Lunar IPS to patch the Revision 1.2 UMK3 ROM to UMK3:TE

This patch was created using Lunar IPS (LIPS) version 1.02



*These instructions can be used for any patch just substitute the patch and ROMs with what you see in this document.*

1. Ensure you have the original ROMs for Revision 1.2  
(and the right to possess them)
2. The ROMs you are patching are:
  - a. [UM312U54.bin](#) and
  - b. [UM312U63.bin](#)
  - c. [umk-u118.bin](#)
  - d. [umk-u119.bin](#)
  - e. [umk-u120.bin](#)
  - f. [umk-u121.bin](#)

mk3-u126.bin	12/24/1996 11:32 PM	VLC media...
mk3-u127.bin	12/24/1996 11:32 PM	VLC media...
mk3-u128.bin	12/24/1996 11:32 PM	VLC media...
mk3-u129.bin	12/24/1996 11:32 PM	VLC media...
mk3-u130.bin	12/24/1996 11:32 PM	VLC media...
mk3-u131.bin	12/24/1996 11:32 PM	VLC media...
mk3-u132.bin	12/24/1996 11:32 PM	VLC media...
mk3-u133.bin	12/24/1996 11:32 PM	VLC media...
um312u54.bin	12/24/1996 11:32 PM	VLC media...
um312u63.bin	12/24/1996 11:32 PM	VLC media...
umk3-u2.bin	12/24/1996 11:32 PM	VLC media...
umk-u110.bin	12/24/1996 11:32 PM	VLC media...
umk-u111.bin	12/24/1996 11:32 PM	VLC media...
umk-u112.bin	12/24/1996 11:32 PM	VLC media...
umk-u113.bin	12/24/1996 11:32 PM	VLC media...

3. Download the patch files (which will most likely come in a 7zip file):
  - a. [UMK3TE\\_Revision#\\_um312u54.IPS](#) and
  - b. [UMK3TE\\_Revision#\\_um312u63.IPS](#)
  - c. etc...

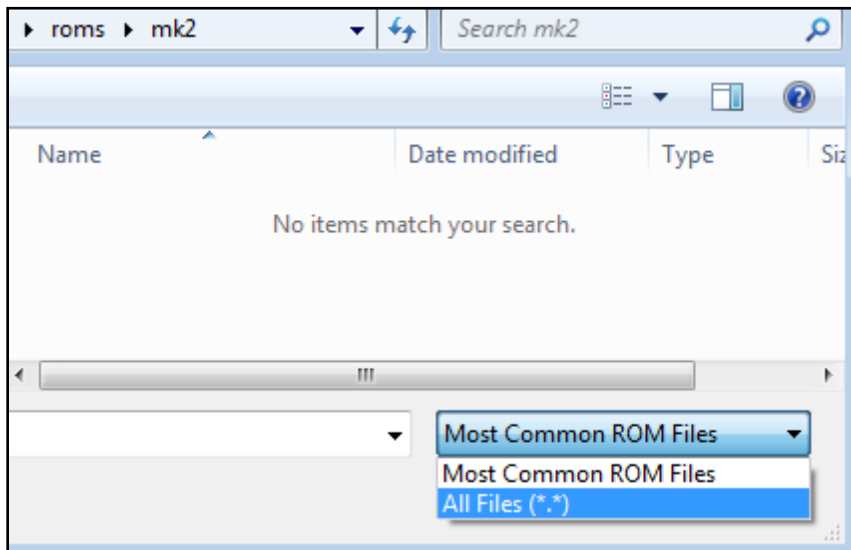
♥ <a href="#">UMK3TE_2-0-032b8_um312u54.ips</a>	11/29/2014 3:05 AM	Lunar IPS ...
♥ <a href="#">UMK3TE_2-0-032b8_um312u63.ips</a>	11/29/2014 3:06 AM	Lunar IPS ...

4. Open Lunar IPS

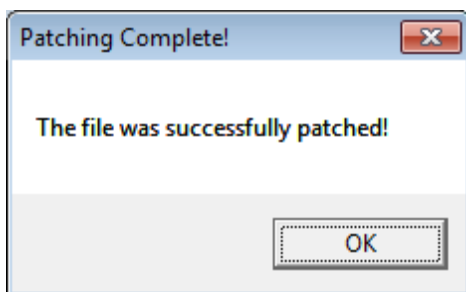
**You will do the following for each ROM listed in step 2**

5. Click **Apply IPS Patch**
6. On the **Select IPS File to Use** window, navigate to where you saved the IPS patch files.

7. Select the first Patch File and click **Open**
8. On the **Select File to Patch** window, navigate to where your original ROMs are located.
9. Select the matching ROM and click **Open**  
(If you selected the UM312U54 Patch, use it on the UM312U54.BIN ROM)
10. If the ROM does not show up, click on **Most Common ROM Files** and select **All Files \*.\*** from the dropdown list.



11. You should see a window saying “**The file was successfully patched!**”



12. Repeat steps 5-11 for any additional ROM files needing to be patched